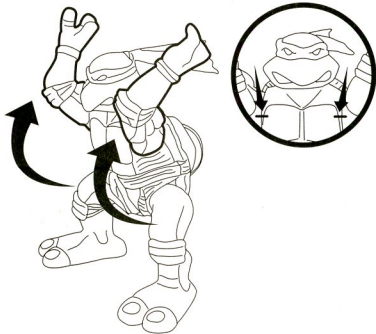


TEENAGE MUTANT NINJA TURTLES®

NINJA ACTION RAPHAEL®

Yo! I'm Ninja Action Raphael, ready for...well, action! Any action! Please follow these instructions in order to help me flip up off my back and onto my feet so I can dish out some defeat! Then learn how to help me break open the door to a bank vault - my lunkeheaded friend Casey Jones is trapped inside!

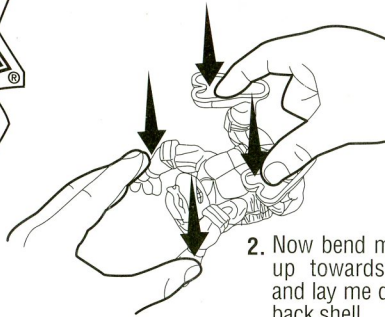


1. First, line up both my arms and front shell (my plastron) with their small yellow lines.

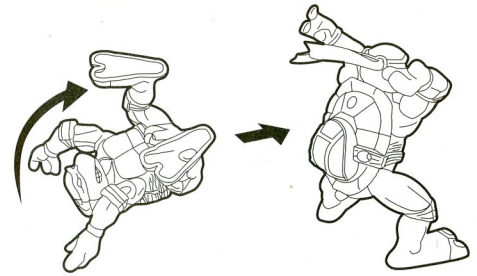
Age 4 and up

Playmates®

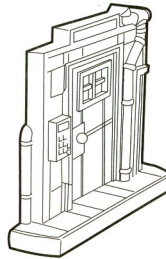
ASST. NO. 53150
STOCK NO. 53153



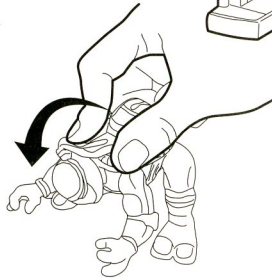
2. Now bend my feet back up towards my chest and lay me down on my back shell.



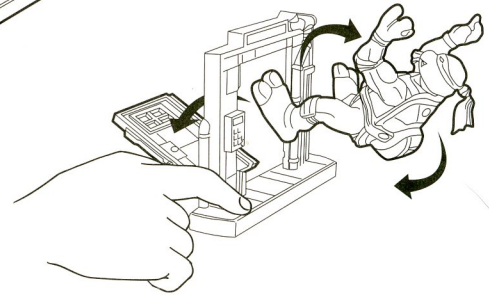
3. Stand back and take notes! Watch how easily I spring up onto my feet, ready to dish out defeat!



4. Time for a Ninja Action mission - breaking down the door to a bank vault so I can save my good buddy Casey Jones! Please assemble the two-piece bank vault doorway and set it upright.



5. Position my arms and chest just as you did in step 1 but instead of laying me on my shell, stand me up on my feet so that it looks like I'm bowing. Then place me close to the vault door, with my head facing it. Hold the base of the door and watch me kick it open!



Teenage Mutant Ninja Turtles® © 2002 Mirage Studios, Inc. Teenage Mutant Ninja Turtles®, Leonardo®, Michelangelo®, Donatello®, Raphael®, Splinter®, Shredder®, and April O'Neil® are registered trademarks of Mirage Studios, Inc. All Rights Reserved. PRINTED IN CHINA.



WARNING: CHOKING HAZARD
Small parts. Not for Children under 3 years.