



# TEENAGE MUTANT NINJA TURTLES™

## GIANT LEONARDO PLAYSET NINJA TURTLE LAIR PLAYSET



- Open top of box, remove front feet of figure, and ask adult for help to cut the 5 white tie wraps that secure giant figure (see location on image above).
- After sliding out the inner box, unsecure 2 grey clamps securing the Turtle at the base of the leg, turn the grey clips the direction shown on the clips to remove.

**1**

Once the Turtle is removed, attach the front of the foot to the back foot on the Turtle.  
NOTE: Add decals to feet before assembly (see page 2).

How to securely close "feet" area of playset for figure mode.

**2**

- Insert both turtle arms in the slots. (Right arm to right slot, left arm to left slot)
- Attach Leonardo's blue bandana to the back of his head.

**3**

To mutate into Playset, lift back Leo's head.

**4**

\* You can also swing back Right Arm to open Backshell.

Next pull open the back shell.

**5**

Rotate arms and pull open front shell.

**6**

Pull down the green panels on both sides of the elevated bridge, and pull up the rails.  
A) Unfold staircase in to playset and connect to bottom piece.

**7**

A) Pull up lookout tower.  
B) Swing up the street light - your Turtles can hang on the street pole.  
C) Unfold the platform.  
D) Mikey's Skateboard stores on top.

Turtle figures can hang on to street pole on the top of lookout tower.

Center sewer lid drops open.


**8**

Unfold escape ramp from Mikey's Skate Park -  
A) Mikey can skate in designated skate path.

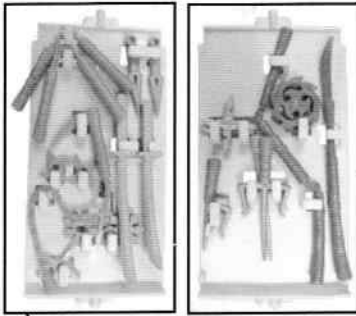
**9**

Open both feet to reveal more playset fun!


**KEY FEATURES:**




Bent forward the leg of Turtle. Swing Turtle Pole from Street Pole to Take out Foot Soldier!



Turtle toy weapons sold separately with toy figures.




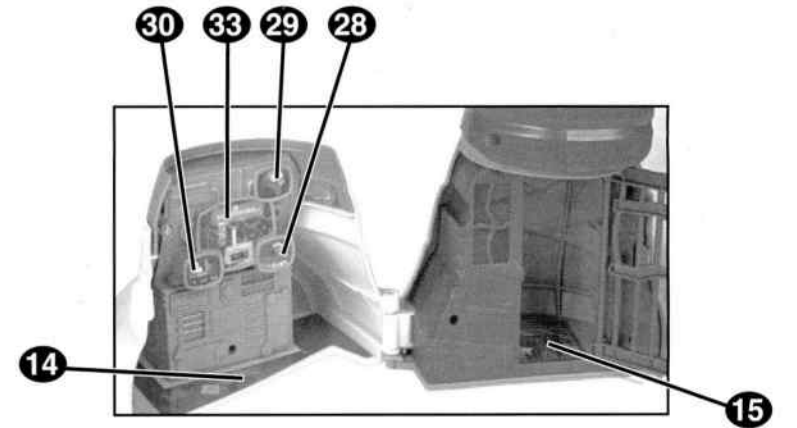
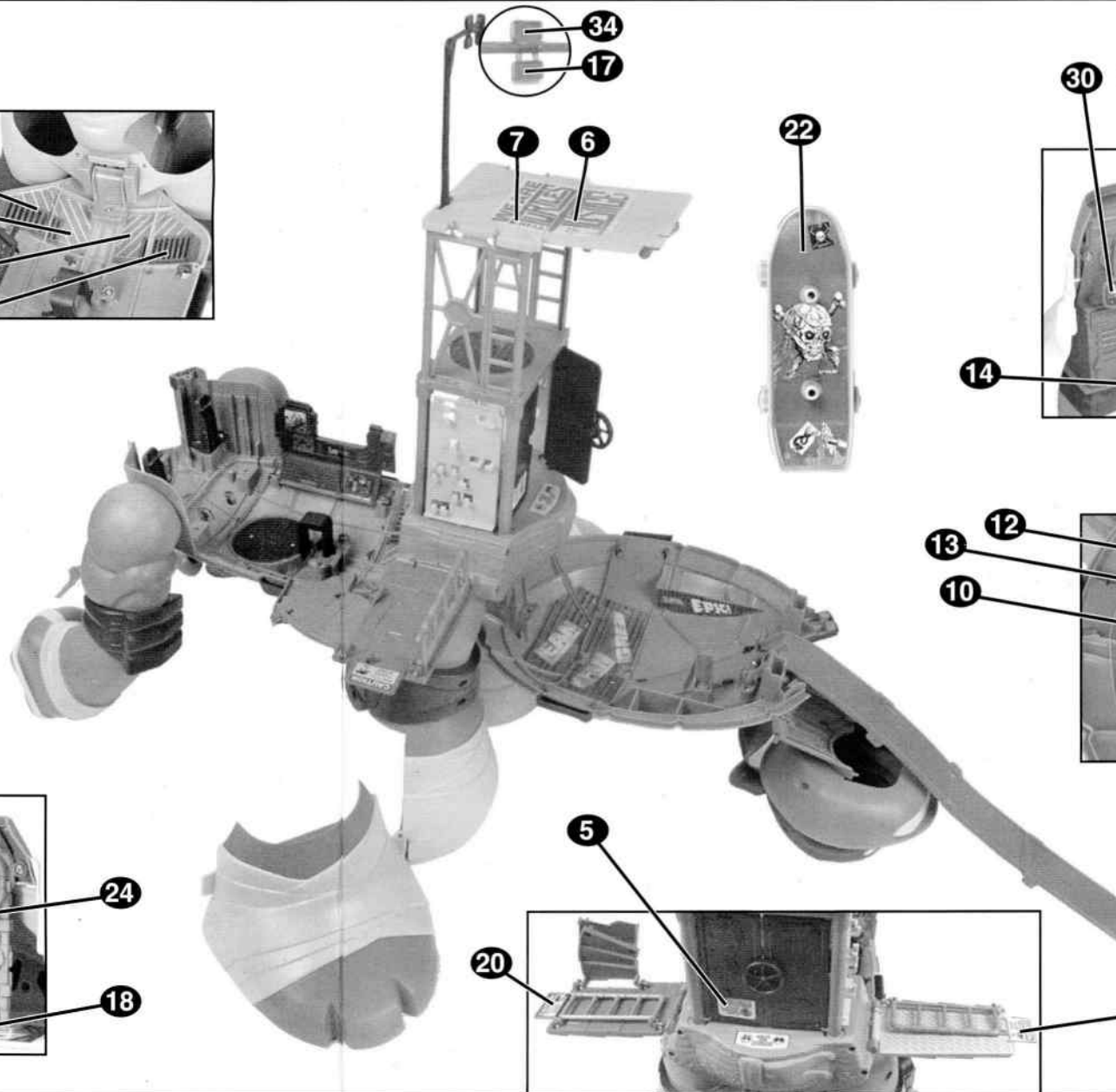
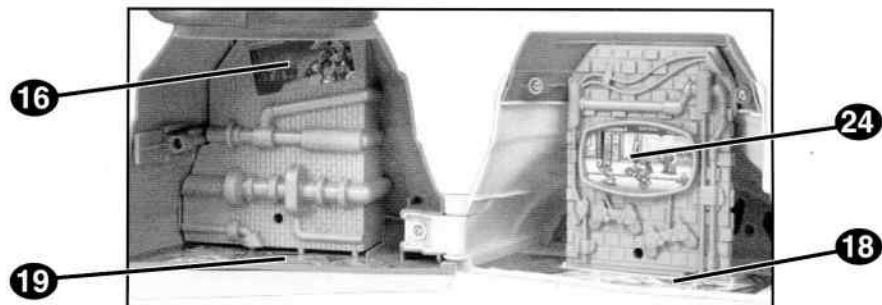

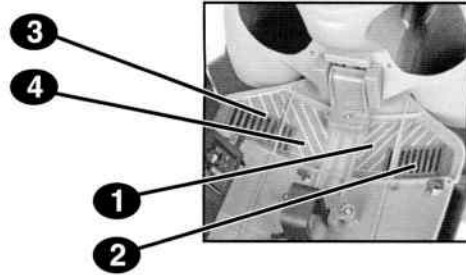

Button activated center area to launch figure into shell.



Drop characters into the right leg to "jail" them. Gate on right foot opens to release figure.

**MIKEY'S ROOM**

**Apply labels as shown.**



For more detailed instruction information visit [www.Playmatestoys.com](http://www.Playmatestoys.com) Figures sold separately

**WARNING:**  
CHOKING HAZARD- Small parts.  
Not for Children under 3 years.