

SELF-RIGHTING FEATURE



If the figure falls over during play, PRESS the SPIN BUTTON to get it upright again.

IMPORTANT SAFETY INFORMATION

- NEVER use near glass and other fragile objects.
- NEVER drive near traffic, buildings, trees, people or other obstructions.
- NEVER operate during storms or other adverse weather conditions.
- ALWAYS point away from face, eyes, people, animals and property when driving.
- ALWAYS use alkaline batteries only.

TROUBLESHOOTING

PROBLEM	POSSIBLE CAUSE	SOLUTION
Skateboard won't move.	Skateboard / Remote Control switch is switched OFF.	Move switch to ON position.
	Weak Remote Control batteries.	Press any direction button. If indicator light does not activate, replace appropriate batteries.
	Skateboard is stuck.	Move skateboard to a smoother surface, clean wheels, make sure surface or floor is clean as well.
	Weak skateboard batteries.	Replace batteries.
	Remote Control is not close enough to vehicle.	Make sure the Remote Control is placed within the signal receiving range.
Figure won't self-right.	Figure not in ideal position.	Reset Figure and Skateboard position manually in open area.
	Surface is too smooth.	Move the Skateboard to a surface with more texture and try again.

This device complies with Part 15 of the FCC Rules. Operation is subject to the following two conditions: (1) this device may not cause harmful interference, and (2) this device must accept any interference received, including interference that may cause undesired operation.

WARNING: Changes or modifications to this unit not expressly approved by the party responsible for compliance could void the user's authority to operate the equipment.

NOTE: This equipment has been tested and found to comply with the limits for Class B digital device, pursuant to Part 15 of the FCC Rules. These limits are designed to provide reasonable protection against harmful interference in a residential installation. This equipment generates, uses and can radiate radio frequency energy and, if not installed and used in accordance with the instructions, may cause harmful interference to radio communications. However, there is no guarantee that interference will not occur in a particular installation. If this equipment does cause harmful interference to radio or television reception, which can be determined by turning the equipment off and on, the user is encouraged to try to correct the interference by one or more of the following measures:

- Reorient or relocate the receiving antenna.
- Increase the separation between the equipment and receiver.
- Connect the equipment into an outlet on a circuit different from that to which the receiver is connected.
- Consult the dealer or an experienced radio/TV technician for help.

This device complies with Industry Canada licence-exempt RSS standard(s). Operation is subject to the following two conditions: (1) this device may not cause interference, and (2) this device must accept any interference, including interference that may cause undesired operation of the device.

JAKKS Pacific® Battery, Solar or Electrically-Operated Product 90 DAY LIMITED WARRANTY

Thanks for purchasing a great JAKKS Pacific® product! Please immediately register your product online at www.jakks.com/warranty. Registration is not required for the effectiveness of this limited warranty.

IMPORTANT NOTICE TO CONSUMER:

This 90 DAY LIMITED WARRANTY applies to the original product purchaser, provided the product: 1) was purchased from an authorized JAKKS™ distributor/dealer/retailer, and 2) is returned at your expense, postage pre-paid and insured, along with the original dated sales receipt to the address noted below. Please save a copy of your original sales receipt, as the original receipt will not be returned to you.

If you return the product to us without the original dated sales receipt, this warranty coverage will not apply. If the product is determined by JAKKS to be defective and returned to JAKKS within the 90 day warranty period, we will (at our option) repair or replace it. Return shipment to you may take up to 6 weeks, depending upon your location. If your product is repaired or replaced, it will be warranted for the longer of the original warranty or for 30 days after warranty service.

SCOPE OF LIMITED WARRANTY: The product is warranted to be: a) tested and inspected before shipment, and b) free of defects in material and workmanship for 90 days from date of purchase. If a covered defect occurs within the warranty period, then at our sole option, we will repair or replace the product or provide you with another product of equal value.

WHAT IS NOT COVERED BY LIMITED WARRANTY:

THIS WARRANTY IS VOID IF THE PRODUCT HAS BEEN MODIFIED OR REPAIRED BY USER OR OTHERS OR IF IT HAS BEEN DAMAGED AS A RESULT OF ACCIDENT, IMMERSION IN WATER, NEGLIGENCE, ABUSE, MISUSE, BATTERY LEAKAGE, IMPROPER BATTERY INSTALLATION, UNAUTHORIZED SERVICE, LOSS OF PARTS, WEATHER, ACTS OF GOD, ANY ACTION OR OMISSION WHICH CONSTITUTES A DEVIATION FROM THE OPERATING INSTRUCTIONS, OR ANY OTHER CAUSES NOT ARISING OUT OF DEFECTS IN WORKMANSHIP OR MATERIALS.

EXCLUSIONS FROM LIMITED WARRANTY: THIS WARRANTY IS EXCLUSIVE OF AND IN LIEU OF ALL OTHER EXPRESS OR IMPLIED WARRANTIES RELATED TO THIS PRODUCT, INCLUDING ANY IMPLIED WARRANTIES OF MERCHANTABILITY OR FITNESS FOR A PARTICULAR PURPOSE. SPECIAL, INCIDENTAL AND CONSEQUENTIAL DAMAGES ARISING FROM POSSESSION, USE, OR MALFUNCTION OF THIS PRODUCT ARE EXCLUDED BOTH FOR PROPERTY DAMAGE AND PERSONAL INJURY TO THE EXTENT LEGALLY PERMITTED.

ADDITIONAL LEGAL RIGHTS: This warranty provides specific legal rights. You may have other or different rights in your state or country.



QUESTIONS OR COMMENTS: If you experience product difficulties or have questions or comments, you may contact our Consumer Relations department as follows:
Phone: 877-875-2557 (toll-free, North America only) or 909-594-7771 (Monday-Friday, 7:30AM-4:30PM Pacific/GMT -8).
Mail: JAKKS Consumer Relations, 21749 Baker Parkway, Walnut, California USA 91789.
Email: consumers@jakks.com

WHEN WRITING TO US: Please include: 1) product name; 2) item number; 3) purchase date; 4) description of the problem being experienced; and 5) your name, address and phone number. Additionally, if eligible under the warranty and so advised by JAKKS Consumer Relations, also include the defective product and the ORIGINAL dated sales receipt evidencing product purchase. Please retain a copy of your receipt.

080309



XPV® RC SKATEBOARDING MIKEY INSTRUCTIONS



CONTENTS:

- SKATEBOARD
- MIKEY FIGURE
- REMOTE CONTROL

VEHICLE(97109RX):
5X 1.5V C (LR14)
ALKALINE BATTERIES
REQUIRED NOT INCLUDED

REMOTE CONTROL(97109TX):
2X 1.5V AA (R6)
BATTERIES
REQUIRED INCLUDED

TM & ©2016 Manufactured by JAKKS Pacific, Inc., 2951 28th Street, Santa Monica, CA 90405 U.S.A.
All other symbols, marks, logos, and designs (collectively "Trademarks") are Trademarks of and proprietary to their respective owners and used under license. Contents may vary in style, color, shape and decoration from images shown on package or in advertising.
Questions or comments? www.jakks.com, consumers@jakks.com, or 1-877-875-2557 in North America.
Retain packaging and instructions since they contain important information.
Warning: Not suitable for children under 36 months. Small parts. Choking hazard.
ATTENTION! Remove and discard packaging ties and fasteners before giving toy to child.
MADE IN CHINA.

© 2016 Viacom International Inc. All Rights Reserved. Nickelodeon, Teenage Mutant Ninja Turtles and all related titles, logos and characters are trademarks of Viacom International Inc.




© 2016 Viacom

CAUTION:
ADULT SUPERVISION REQUIRED
ALWAYS PLAY IN SAFE SURROUNDINGS,
AWAY FROM STREETS OR MOVING VEHICLES.

BATTERY REPLACEMENT

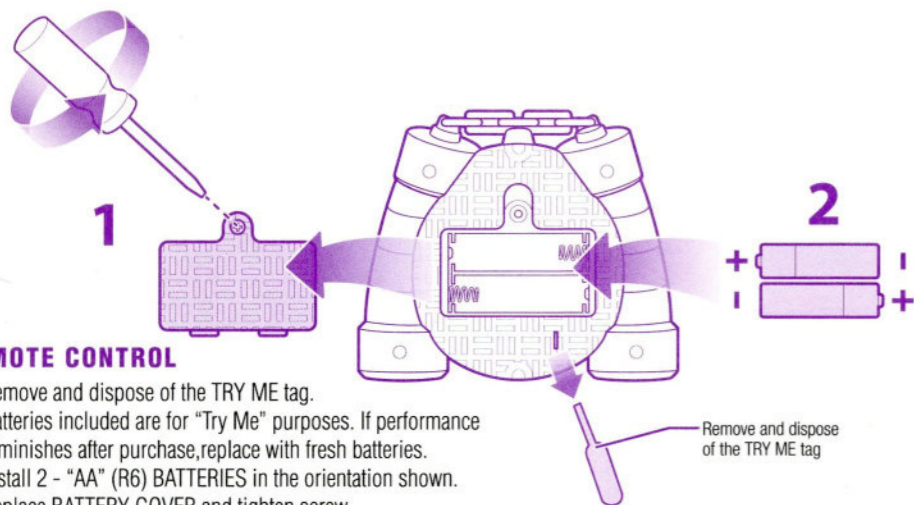
ADULT INSTALLATION REQUIRED

Requires 5 "C" (LR14) alkaline batteries (not included) and 2 "AA" (R6) batteries (included).
When performance diminishes, replace with fresh batteries.



VEHICLE

1. Install 5 - 1.5V "C" (LR14) ALKALINE BATTERIES in the orientation shown.
2. Replace BATTERY COVER and tighten screw.



REMOTE CONTROL

1. Remove and dispose of the TRY ME tag.
2. Batteries included are for "Try Me" purposes. If performance diminishes after purchase, replace with fresh batteries. Install 2 - "AA" (R6) BATTERIES in the orientation shown.
3. Replace BATTERY COVER and tighten screw.

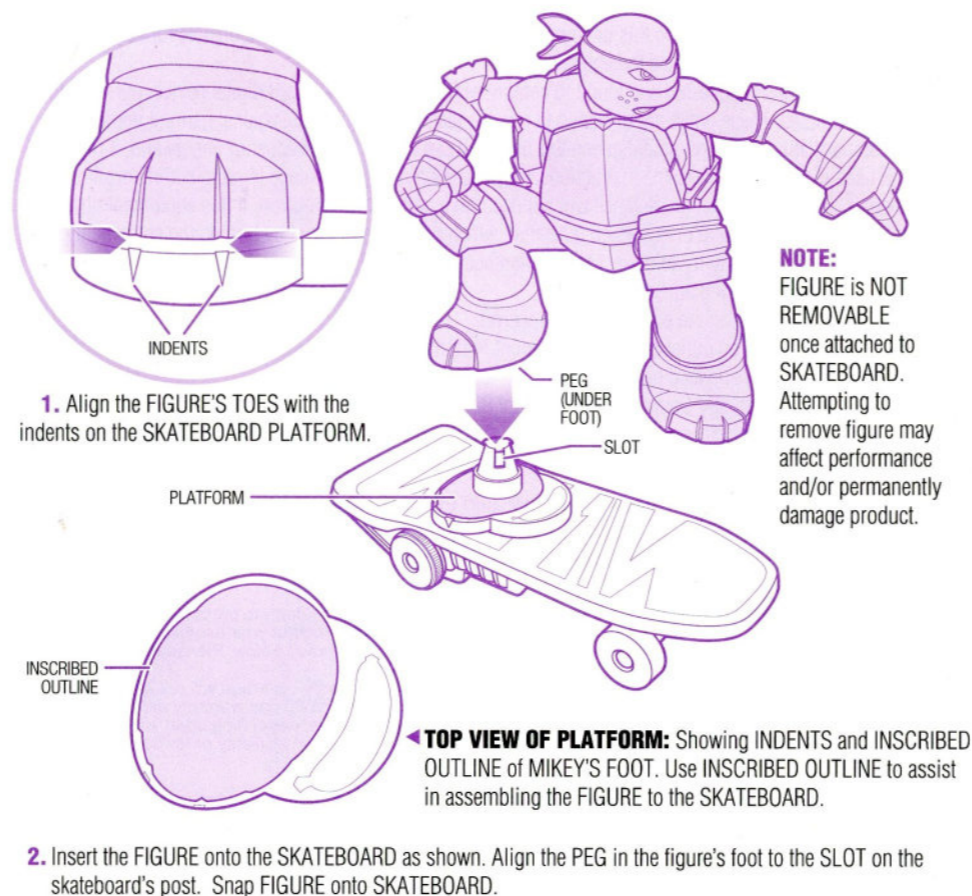
BATTERY SAFETY INFORMATION

⚠ WARNING! Battery acid leakage can cause personal injury and cause damage to the product and surrounding property. If battery leakage occurs, thoroughly wash any affected skin, making sure to keep battery acid away from eyes, ears, nose and mouth. Immediately wash any clothing or other surface that comes in contact with leaked battery acid. Leaking batteries may make "popping" sounds. Dispose according to Local, State or Federal Battery Laws.

TO AVOID BATTERY PROBLEMS:

NEVER mix old and new batteries or different brands of batteries.
NEVER mix alkaline, standard (carbon-zinc), rechargeable (nickel-cadmium) batteries with this product.
NEVER dispose of batteries in fire, as they may leak and explode.
ALWAYS remove exhausted batteries from toy.
ALWAYS have an adult install batteries consistent with installation instructions.

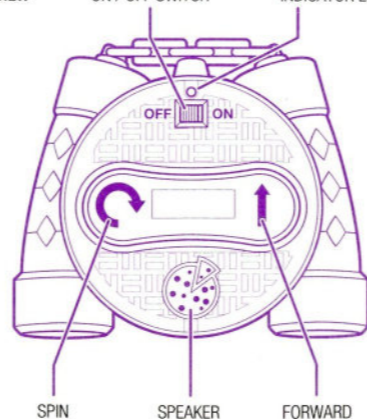
ASSEMBLY



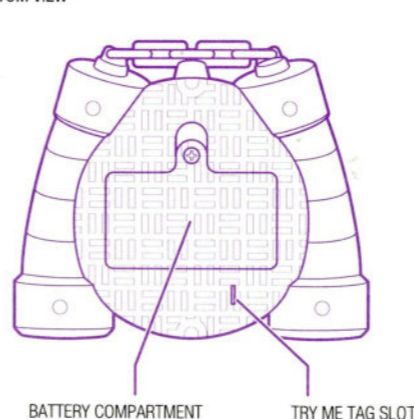
CONTROLS

REMOTE CONTROL

TOP VIEW ON / OFF SWITCH INDICATOR LIGHT

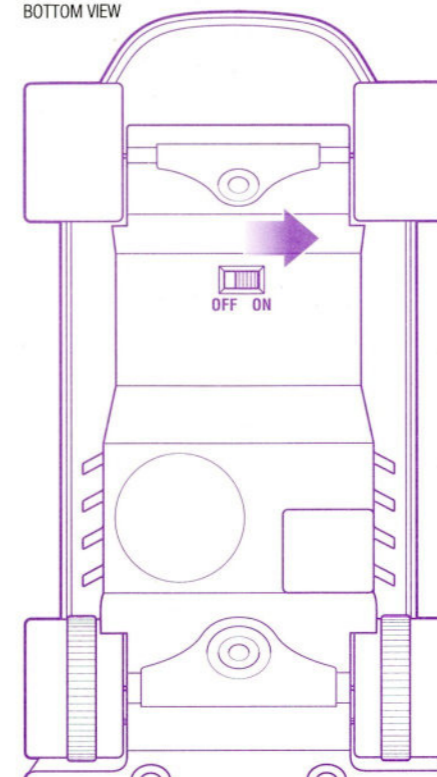


BOTTOM VIEW

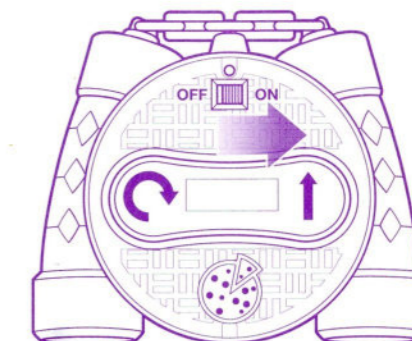
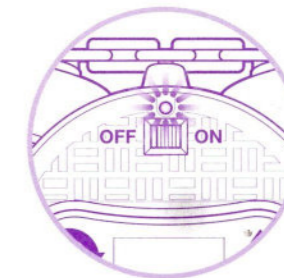


OPERATION

BOTTOM VIEW



1. SKATEBOARD: Move the OFF / ON SWITCH to the ON position.



2. REMOTE CONTROL: Move the OFF/ON SWITCH to the ON position. The INDICATOR LIGHT will blink. When the unit is paired with the VEHICLE, the LIGHT will be solid.

NOTE: If INDICATOR LIGHT keeps flashing for a long time, switch off both VEHICLE and REMOTE CONTROL and repeat the pairing process.

NOTE: Pairing is required every time the VEHICLE/ REMOTE CONTROL is turned on.

3. Place the SKATEBOARD on ground. The left button operates a spin, which will spin the figure and/or the skateboard. The right button operates forward movement.

Note: This vehicle is for indoor use. Works best on hard surfaces such as wood, tile and concrete. NOT recommended for use on grass, loose dirt, wet surfaces or low/high pile carpet. NEVER use in water or mud.

